



**District Report Card: 2017**


<b>State:</b> Manipur	<b>District:</b> Chandel
<b>Class:</b> 3	<b>Subject:</b> Language
<b>Schools:</b> 59	<b>Students:</b> 425


**Participation/Coverage**


**Students**

<b>GENDER</b> 	Boys		Girls	
	Number	%	Number	%
	228	53.65	197	46.35

<b>AREA</b> 	Rural		Urban	
	Number	%	Number	%
	389	91.53	36	8.47

<b>CATEGORY</b> 	SC		ST		OBC		GEN	
	Number	%	Number	%	Number	%	Number	%
	6	1.41	393	92.47	11	2.59	15	3.53

<b>CWSN</b> 	LD	VI	HI	S&LD	ID	Oth
	4	0	0	1	0	5

<b>Management</b> 	Government		Government-aided	
	Number	%	Number	%
	347	81.65	78	18.35

**Average Performance of Students in Language (%)**

Overall	Gender		Area		Management		Social Group			
	Male	Female	Rural	Urban	Govt.	Aided	SC	ST	OBC	GEN
71.36	69.85	73.10	72.58	58.15	73.85	60.26	82.22	71.48	69.70	64.89

## Performance on Learning Outcomes (LOs)

Learning Outcomes	Description	Average Performance(%)
L304	Reads small texts with comprehension i.e., identifies main ideas, details, sequence and draws conclusions	73.06
L312	Reads printed scripts on the classroom walls: poems, posters, charts etc.	67.95

Range of Performance of Students who Answered Correctly							
Below 30%		30% - 50%		50% - 75%		Above 75%	
Number	%	Number	%	Number	%	Number	%
28	6.59	67	15.76	109	25.65	221	52.00

## Lowest Performing Learning Outcomes (LOs)

1 - Reads printed scripts on the classroom walls: poems, posters, charts etc. (67.95)

2 - Reads small texts with comprehension i.e., identifies main ideas, details, sequence and draws conclusions (73.06)